


Home Learning Pack Year 1

One More One Less

One More One Less

1a. Circle the number that is one more than the amount shown below.



45

40

37

VF

1b. Circle the number that is one less than the amount shown below.




48

16

33

VF

2a. Find one more and one less than the number shown below.



33	34	35	36	37	38	39
----	----	----	----	----	----	----

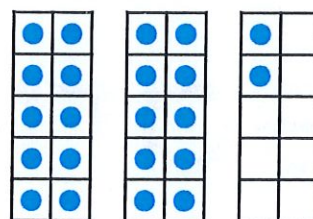
One more is .

One less is .



VF

2b. Find one more and one less than the number shown below.



19	20	21	22	23	24	25
----	----	----	----	----	----	----

One more is .

One less is .



VF

3a. Complete the sentences.



24	25	26	27	28	29	30
----	----	----	----	----	----	----


There are beads.

One more than is .



VF

3b. Complete the sentences.



30	31	32	33	34	35	36
----	----	----	----	----	----	----

There are beads.

One less than is .



VF

4a. Use the number track to complete the sentence.

41	42	43	44	45	46	47
----	----	----	----	----	----	----

44 is one less than .



VF

4b. Use the number track to complete the sentence.

24	25	26	27	28	29	30
----	----	----	----	----	----	----

27 is one more than .



VF

One More One Less

1a. Which statement is incorrect?



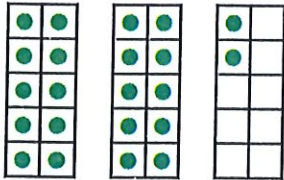
Tom

One more than 22 is 32.



Aiza

One more than 22 is 23.



One More One Less

1b. Which statement is incorrect?




Theo

One less than 45 is 43.



Erin

One less than 45 is 44.

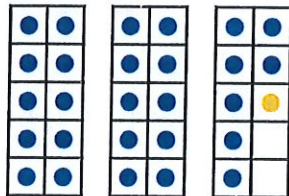


2a. Which is the odd one out?

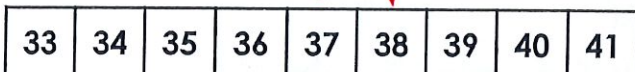
A.

One more than 37 is 38.

B.



C.

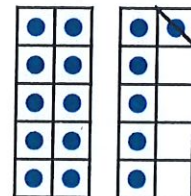


2b. Which is the odd one out?


A.

One less than 16 is 15.

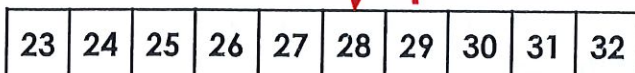
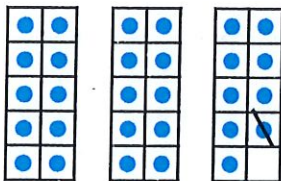
B.




C.



3a. Esme has drawn a number track to match the ten frames.



3b. Ben has drawn a number track to match the ten frames.



Is she correct? Explain your answer.

Is he correct? Explain your answer.

One More One Less

One More One Less

1a. Circle the number that is one more than the amount shown below.




24

40

31

VF

1b. Circle the number that is one less than the amount shown below.



29

38

19

VF

2a. Find one more and one less than the number shown below.



28	29	30	31	32	33	34
----	----	----	----	----	----	----


One more is .

One less is .



VF

2b. Find one more and one less than the number shown below.



37	38	39	40	41	42	43
----	----	----	----	----	----	----

One more is .

One less is .



VF

3a. Complete the sentences.



There are straws.

One more than is .

One less than is .



VF

3b. Complete the sentences.



There are straws.

One more than is .

One less than is .



VF

4a. Use the number track to complete the sentence.

35	36	37	38	39	40	41
----	----	----	----	----	----	----

38 is one less than .



VF

4b. Use the number track to complete the sentence.

37	38	39	40	41	42	43
----	----	----	----	----	----	----

40 is one more than .



VF

One More One Less

1a. Which statement is incorrect?



One more than 44 is 43.

Abra

One less than 44 is 43.



Belle

41	42	43	44	45	46
----	----	----	----	----	----

One More One Less

1b. Which statement is incorrect?



One less than 25 is 22.

Luca

One more than 25 is 26.



Aiza

22	23	24	25	26	27
----	----	----	----	----	----



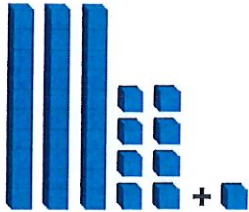
R



R

2a. Which is the odd one out?

A.



B.


One more than
34 is 35.

C.


31	32	33	34	35	36	37	38	39
----	----	----	----	----	----	----	----	----

2b. Which is the odd one out?

A.



B.



C.

22	23	34	25	26	27	28	29	30
----	----	----	----	----	----	----	----	----



PS



PS

3a. Stan has drawn a number track to show one more than 39.

35	36	37	38	39	40	41	42	43	44
----	----	----	----	----	----	----	----	----	----

3b. Emma has drawn a number track to show one less than 30.

26	27	28	29	30	31	32	33	34	35
----	----	----	----	----	----	----	----	----	----

Is he correct? Explain your answer.

Is she correct? Explain your answer.



R




R

One More One Less

One More One Less

1a. Circle the number that is one more than the amount shown below.




34

49

41

VF

1b. Circle the number that is one less than the amount shown below.



32

26

23

VF

2a. Find one more and one more again than twenty-nine.

28	29	30	31	32	33	34
----	----	----	----	----	----	----

One more is .

One more again is .



VF

2b. Find one less and one less again than thirty-one.

28	29	30	31	32	33	34
----	----	----	----	----	----	----


One less is .

One less again is .



VF

3a. Complete the sentences.



The number is .

One more than is .

One more again is .



VF

3b. Complete the sentences.



The number is .

One less than is .

One less again is .



VF

4a. Use the number track to complete the sentence.

<input type="text"/>	36	<input type="text"/>	38	<input type="text"/>	40	41
----------------------	----	----------------------	----	----------------------	----	----

is one less than 40.



VF

4b. Use the number track to complete the sentence.

27	28	<input type="text"/>	30	<input type="text"/>	<input type="text"/>	33
----	----	----------------------	----	----------------------	----------------------	----

is one less than 30.



VF

One More One Less

1a. Which statement is incorrect?



One more and one more again than 41 is 43.

Oscar

One more and one more again than 41 is 45.



Tess

39	40	41	42	43	44
----	----	----	----	----	----



R

One More One Less

1b. Which statement is incorrect?



One less and one less again than 25 is 22.

Gus

One less and one less again than 25 is 23.



Sasha

22	23	24	25	26	27
----	----	----	----	----	----

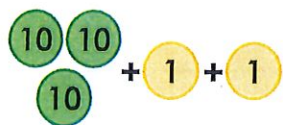


R

2a. Which is the odd one out?

A.

B.



One more and one more again than 29 is 31.

C.

26	27	28	29	30	31	32	33	34
----	----	----	----	----	----	----	----	----




PS

2b. Which is the odd one out?

A.

B.



One less than 48 is 47.

C.

41	42	43	44	45	46	47	48	49
----	----	----	----	----	----	----	----	----



PS

3a. Theo has drawn a number track to show one more than twenty-nine.

25	26			29	30		32		34
----	----	--	--	----	----	--	----	--	----

Is he correct? Explain your answer.



R

3b. Isla has drawn a number track to show one less than forty.

37			40	41		43	44		46
----	--	--	----	----	--	----	----	--	----

Is she correct? Explain your answer.




R

Tens and Ones


Tens and Ones

1a. Circle 12.



VF

1b. Circle 15.



VF

2a. Draw the number 11 using sticks and bricks.



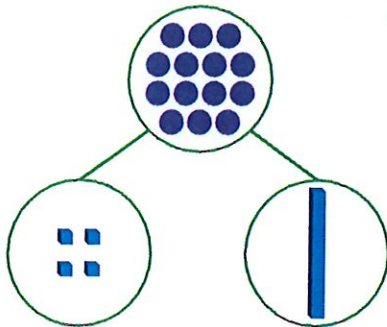
VF

2b. Draw the number 14 using sticks and bricks.



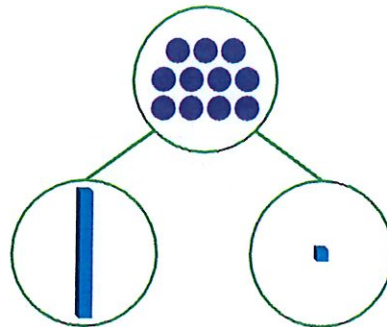
VF

3a. True or false?




VF

3b. True or false?



VF

4a. Match each number to the Base 10.



ten and 3 ones.

13

ten and 1 one.



ten and 2 ones.



VF

4b. Match each number to the Base 10.

14

ten and 4 ones.



ten and 2 ones.

12

ten



VF

Tens and Ones

Tens and Ones

1a. Ted is drawing the number 12. What is missing?



PS

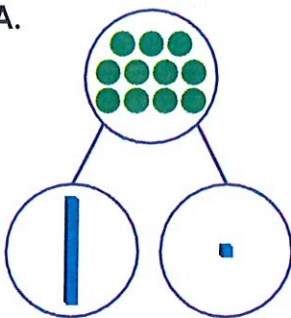
1b. Jim is drawing the number 14. What is missing?



PS

2a. Which is the odd one out? Why?

A.



B.



C.



has 1 ten and 3 ones.



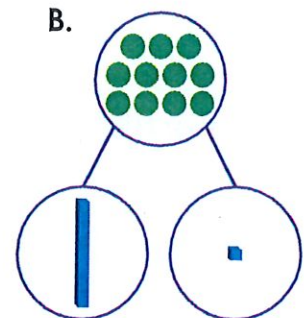
R

2b. Which is the odd one out? Why?

A.



B.



C.



has 1 ten and 0 ones.



R

3a. Cath and Tom are making the number 14.



Cath

We need more ones.

We need more ones.



Tom

Who is correct? Explain how you know.



R

3b. Rick and Kat are making the number 13.



Rick

We need more ones.

We need more one.



Kat

Who is correct? Explain how you know.




R

Tens and Ones


Tens and Ones

1a. Circle 16.



VF

1b. Circle 18.



VF

2a. Draw the number 17 using sticks and bricks.



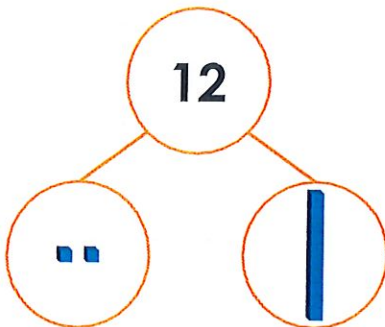
VF

2b. Draw the number 15 using sticks and bricks.



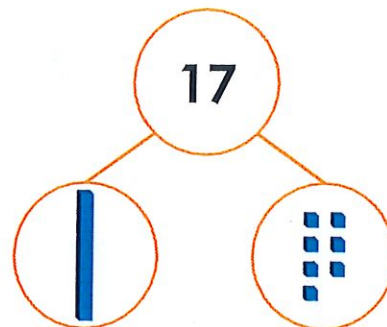
VF

3a. True or false?



VF

3b. True or false?



VF

4a. Match each number to the Base 10.

14

ten and ones.

11

ten and ones.

17

ten and one.



VF

4b. Match each number to the Base 10.

20

ten and ones.

19

ten and ones.

12

tens.




VF

Tens and Ones

Tens and Ones

1a. Fred is drawing the number 19. What is missing?



PS

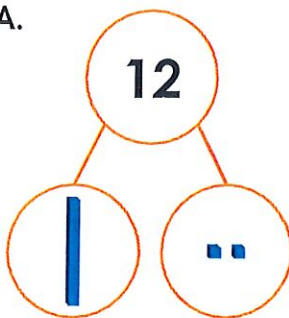
1b. Pete is drawing the number 11. What is missing?



PS

2a. Which is the odd one out? Why?

A.



B.




C. 11 has 1 ten and 1 one.



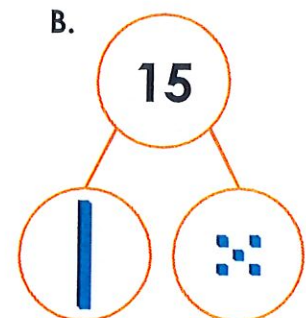
R

2b. Which is the odd one out? Why?

A.



B.



C. 15 has 1 ten and 5 ones.



R

3a. Holly and Paul are making the number 15.



We need 2 more ones.

Holly

We need 1 more one.



Paul

Who is correct? Explain how you know.



R

3b. Pat and Shan are making the number 18.



We need 1 more one.

Pat

We need 1 ten.



Shan

Who is correct? Explain how you know.



R

Tens and Ones


Tens and Ones

1a. Circle 17.



VF

1b. Circle 20.



VF

2a. Draw the number eleven using sticks and bricks.



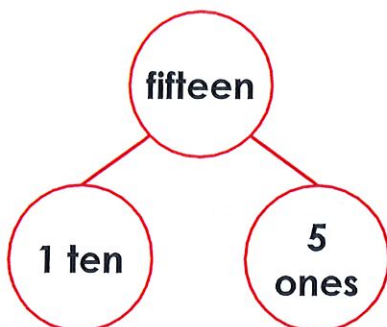
VF

2b. Draw the number nineteen using sticks and bricks.



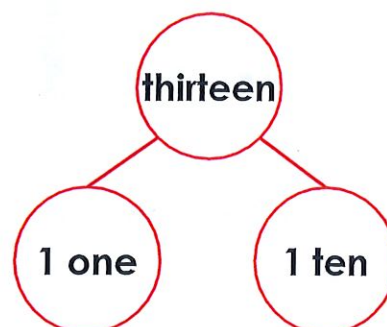
VF

3a. True or false?



VF

3b. True or false?



VF

4a. Match each number to the Base 10.

12

|| tens.

fourteen

| ten and ■ ones.

20

| ten and ■■ ones.



VF

4b. Match each number to the Base 10.

eleven

| ten and ■■ ones.

17

| ten and ■■ ones.

sixteen

| ten and ■ one.



VF

Tens and Ones


1a. Tara is drawing the number seventeen. What is missing?



PS

Tens and Ones

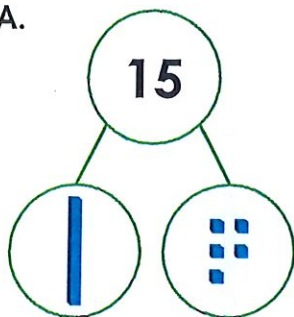
1b. Max is drawing the number eighteen. What is missing?



PS

2a. Which is the odd one out? Why?

A.



B.




C. Fifteen has 1 ten and 5 ones.



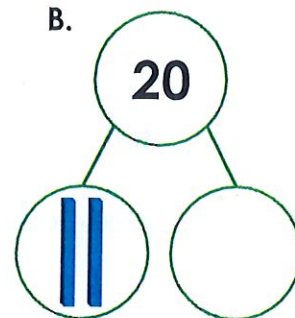
R

2b. Which is the odd one out? Why?

A.



B.



C. Nineteen has 1 ten and 9 ones.



R

3a. Roz and Stan are making the number 20.



Roz

We need one more ten.

We need one more one.



Stan

Who is correct? Explain how you know.



R

3b. Jin and Emma are making the number 16.



Jin

We need three more ones.

We need four more ones.



Emma

Who is correct? Explain how you know.

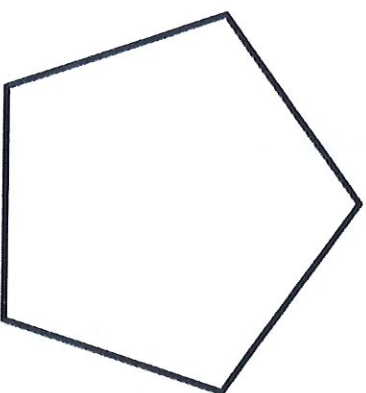

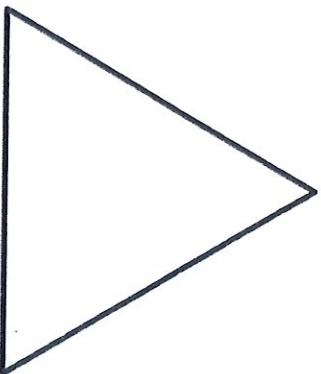


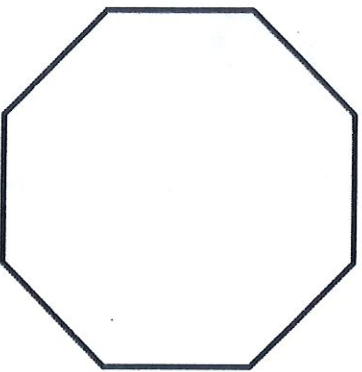
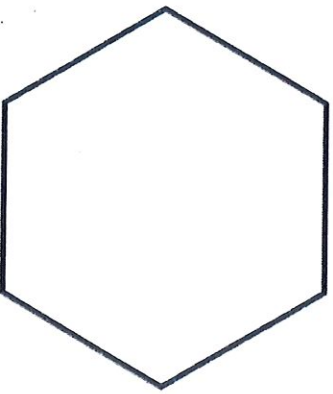


R

$0 + \quad ? = 10$	10
$1 + \quad ? = 10$	9
$2 + \quad ? = 10$	8
$3 + \quad ? = 10$	7
$4 + \quad ? = 10$	6
$5 + \quad ? = 10$	5
$6 + \quad ? = 10$	4
$7 + \quad ? = 10$	3

$8 + ? = 10$	2
$9 + ? = 10$	1
$10 + ? = 10$	0

Recognising 2D Shapes



Label each shape with the correct name.

Count in 5s

1. Mrs. Zuk is taking some aliens on a trip to the space farm. She needs to order wellies for each alien.



More than 3 aliens are going on the trip. She has space for up to 10 aliens on her spaceship.

Order Form

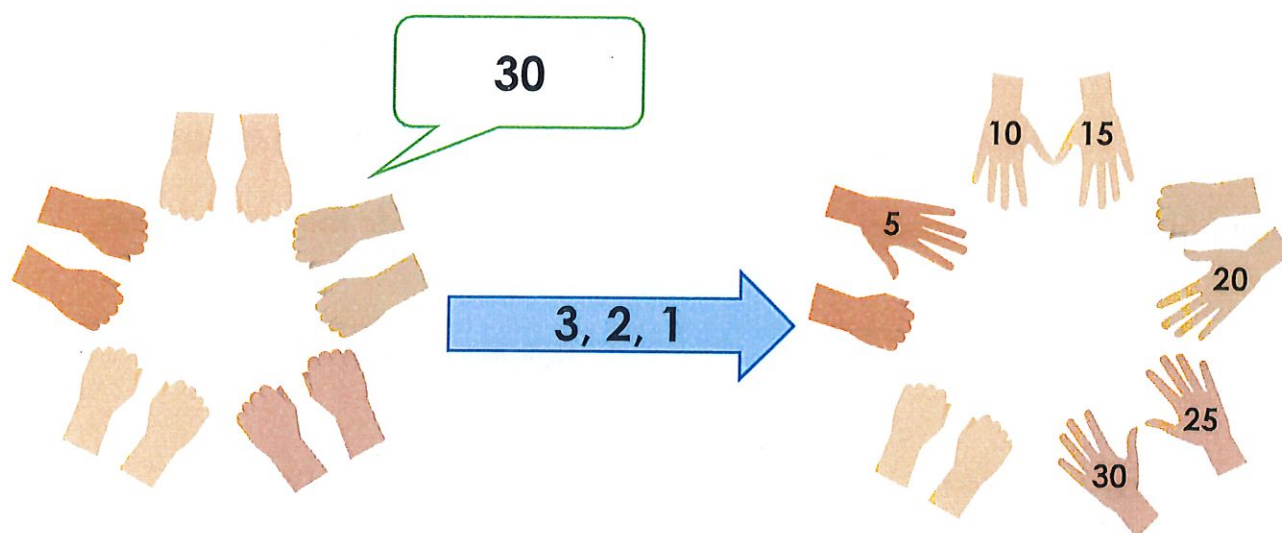
No. of aliens attending	No. of wellies needed
1	5
2	10
3	15



Explore how many wellies she might need in total.

DP

2. Stand in a circle with up to 4 friends. Put your hands in front of you, fists closed.



One player shouts out a counting in 5s number. Count down 3, 2, 1. Either open your fist to show 5 or leave them closed. If the number shown matches the called number, that player gets a point.

DP



TalkforWriting

Year 1

Talk for Writing Home-school booklet

Sidney Spider - A Tale of Friendship

by Alison Cooper



© Copyright of Alison Cooper and Talk for Writing 2020.
No part of this publication should be placed online, shared or reproduced without permission.
www.talk4writing.com

Dear Parent/Carer,

Thank you for taking time to support your child with their learning. This booklet is designed to inspire and support your child to develop skills and confidence in English – speaking, listening, reading and writing.

Through the world of Sidney Spider, your child will explore a range of purposeful activities broken down into bite-sized chunks. Each activity is carefully explained and many could be extended. They are designed to be shared activities. At the end of the booklet, you and your child are invited to comment on how you got on with the learning.

The activities in this booklet are:

- ★ **Story of Sidney Spider**
- ★ **Talk activity about the story**
- ★ **Reading response activities**
- ★ **Who said what?**
- ★ **Quiz Time**
- ★ **Exploring words together**
- ★ **Enjoying a rhyme together: Incy Wincy Spider**
- ★ **Helping Sidney to improve his punctuation**
- ★ **Helping Sidney to improve his handwriting**
- ★ **Suggesting hiding places for Sidney: developing confidence with prepositions**
- ★ **A spider fact file**
- ★ **Becoming a mini-beast hunter**
Writing a fact file for a new creature
- ★ **Party time!**
Writing an invitation to Sidney's party
Baking for the party
- ★ **Review of learning**

You can listen to a recording of the story of Sidney Spider – A Tale of Friendship here: <https://soundcloud.com/talkforwriting/sidney/s-cFsSqUMech3>

Have fun together!

Sidney Spider – A Tale of Friendship

Once upon a time, there was a large spotted spider called Sidney who lived in the top corner of Mrs Brown's shed. He was a very special spider because he spun beautiful golden webs, but Sidney was lonely. When he arrived last year, all the other spiders said, "Go away, Sidney. We don't want you here. You'll steal all our prey with your golden webs." So, Sidney hid away in his dark corner feeling sad.

One bright, sunny morning, Mrs Brown decided to spring clean her shed. So, she opened up the door and banged her broom, feather duster and dustpan down on the floor. Sidney and all the other spiders in the shed shivered in fear. Soon, Mrs Brown started to sing Incy Wincy Spider at the top of her voice and Sidney shivered a bit more. Then Mrs Brown picked up her broom and started to sweep: swish, swash, swish, swash, swish, swash.

Sidney looked down from his deep, dark corner and saw Mrs Brown's broom coming closer and closer and closer: swish, swash, swish, swash, swish, swash. "Help!" cried Sidney. "Please help me." Luckily, Susie, a tiny house spider, heard him. "I'm in the old flowerpot behind the spade," squeaked Susie. "Throw out your line and come and hide with me." So, Sidney threw out a fine golden thread and landed gently in Susie's flowerpot. "Thank you, Susie," said Sidney smiling.

A few minutes later, Sidney and Susie heard: swish, swash, swish, swash, swish, swash. Oh no, Mrs Brown's broom was


heading for the flowerpot. "Help!" cried Sidney and Susie. "Please help us."

Luckily, Stanley, an ancient spider, heard them. "I'm in the red welly boot under the bench," mumbled Stanley. "Throw out your line and come and hide with me."

So, Sidney threw out a fine golden thread and grabbed Susie. Together they landed with a gentle thump in the old red welly boot. "Thank you, Stanley," said Sidney and Susie smiling.

A few minutes later, Sidney, Susie and Stanley heard: swish, swash, swish, swash, swish, swash. Oh no, Mrs Brown's broom was heading for the red welly boot. Mrs Brown bent over to pick up the boot but, luckily, her phone rang at that very moment. "I will come immediately," they heard her say. So, Mrs Brown picked up her broom, feather duster and dustpan and rushed out of the door.



"Hooray!" said Sidney, Susie and Stanley. "Come on everyone, let's have a party!" they said.



So, all the other spiders crawled out of the holes. First, they all shook one of Sidney's legs to welcome him. Next, they danced a special spider

dance in the middle of the shed. After that, Sidney knew that he would never be lonely again.

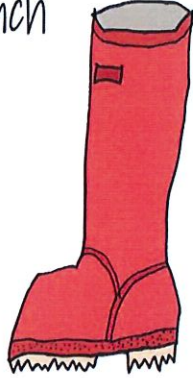
★ Share the story of Sidney the Spider with a grown-up and talk about the story together. Then fill in Sidney's sticky notes.




A large, hand-drawn rectangular box with a black outline. At the top left corner, there is a small double quote symbol ("). At the top center, there is a yellow, jagged, starburst-like shape. Inside the box, the text "I was surprised by ..." is written in a simple, black, sans-serif font. At the bottom left corner, there is a small closing double quote symbol (").

★Read the story together again
Can you work out who said what?

I'm in the red welly boot
under the bench



I'm in the old flowerpot
behind the spade



Hooray!

Go away, Sidney.
We don't want you here.

I will come
immediately

★ Quiz time

1. Where did Sidney live at the start of the story?
2. Why was Sidney a special spider?
3. Why didn't the other spiders like Sidney?
4. What song did Mrs Brown like to sing?
5. Why did Sidney shiver with fear?
6. Why do you think Mrs Brown rushed out of the shed?
7. What made Sidney happy at the end of the story?
How do you know?

★Exploring

Here are some words from the story.
Can you share them with an adult to work out what they mean?

Say the words slowly, quickly, softly, loudly and in as many different ways you can.

★Can you find four things in your house that are ancient?

ancient

Something that is very old

prey

An animal that is hunted or killed for food

★Can you name four animals that hunt for their prey?

★ Mrs Brown liked to sing, *Incy Wincy Spider*. You could ask a grown up to find the song on YouTube. Then you can sing along and make up some actions.

★ Or you can say the words yourself with members of your family:

*Incy Wincy Spider climbed up the water spout
Down came the rain and washed the spider out
Out came the sun and dried up all the rain
So, Incy Wincy Spider climbed up the spout again.*

★ Now make up some actions to go with the words

*Incy Wincy Spider climbed up the water spout
Down came the rain and washed the spider out
Out came the sun and dried up all the rain
So, Incy Wincy Spider climbed up the spout again.*

★ Do you know any other songs about spiders?

★ Sidney Spider wrote a letter to his new friends but he's not very good at full stops and capital letters. Can you add them into his letter in the correct place?

dear spiders,

thank you for keeping me safe from
mrs brown's broom she nearly swept
me into her dustpan I had a lovely
time at our spider party I'm very
happy to have some new spider
friends and I'll help you when you
have a problem

love Sidney xx

★ Sidney has very spidery handwriting. Can you write out his letter in your very best handwriting?



- I could hide *in* a _____
- I could hide *in* a _____
- I could hide *under* a _____
- I could hide *on top of* a _____
- I could hide *next to* a _____

Spider Fact File

★ Read the fact file with a grown up.

★ Can you add anything else about spiders?

<i>What it looks like</i>	Spiders have 8 legs. Their bodies are in two parts.
<i>Where it lives</i>	Most spiders like to live in shadowy places.
<i>What it eats</i>	Most spiders eat flies and other insects.
<i>An unusual fact</i>	Spiders spin webs with a strong silk thread.
<i>Other interesting information</i>	Spiders are not insects. They are arachnids.

Mini-beast hunting!

Can you go outside and look at some different creatures?

If you pick them up, make sure you put them back in the same place and wash your hands afterwards.

★ Now write down what you found. Try to use and to make a longer sentence.

My turn: First, I went to the steps *and* I saw three black ants.

Your turn. Write on the lines below. These words might help you.

and saw found ant woodlouse
caterpillar butterfly

First, I went to _____

Next, I went to _____

After that, I went to _____

Finally, I went to _____

My fact file

★ Can you make a fact file for one of the mini-beast creatures you found?

<i>What it looks like</i>	
<i>Where it lives</i>	
<i>What it eats</i>	
<i>An unusual fact</i>	
<i>Other interesting information</i>	

★ Draw a picture of your creature.

Party time!




★ Sidney wants to bake some very special spider biscuits for his party. Perhaps a grown up can help

<https://www.bbcgoodfood.com/recipes/spider-biscuits>



There are lots of other spidery baking recipes on the internet. Perhaps you could try some others with a grown up.



The activities I like best were.....

.....

I've learned.....

.....

My special helper thinks.....

.....

.....

.....



TalkforWriting

© Alison Cooper for Talk for Writing

Alison Cooper, former teacher and National Strategy Literacy Consultant, now works with Talk for Writing to help schools develop the approach.

To find out more about Talk for Writing, visit www.talk4writing.com.

This resource is copyright. All materials herein, texts and supporting resources are copyright to Alison Cooper & Talk for Writing. They are to be used to support children/staff/parents in home-learning ONLY and not for commercial gain or for training or sharing widely, in their original form or any variations. They must also not be shared online or on any social media platforms.

Thanks to Jon Ralphs for the cartoons: jonralphs.com

